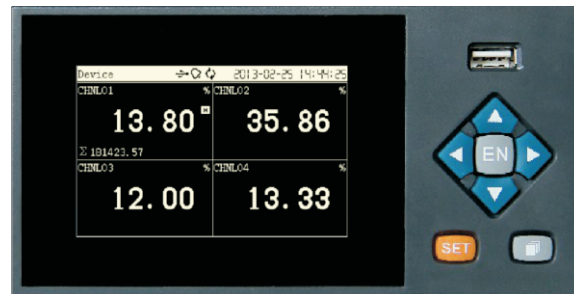


GPR200



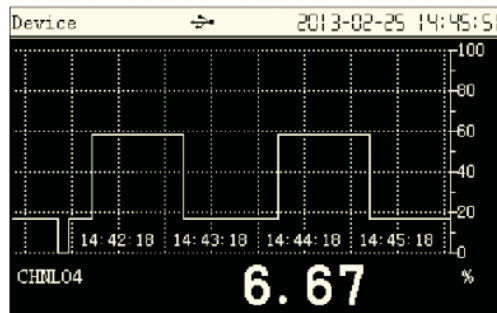
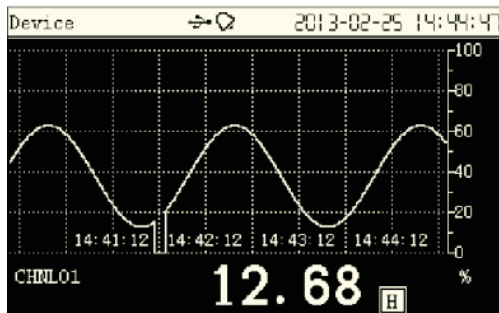
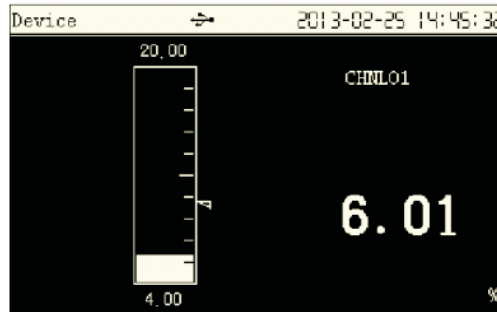
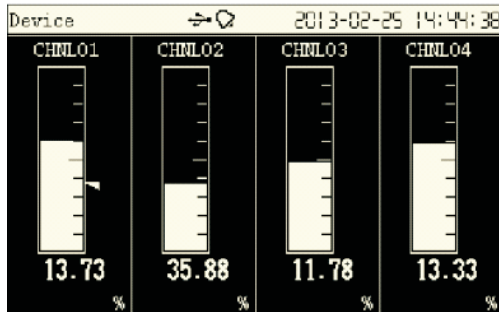
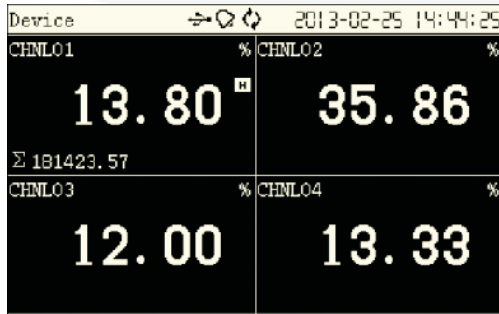
DESCRIPTION

The paperless recorder is an input signal that needs to be monitored and recorded in the industrial field, such as the temperature signal of the thermal resistance and the thermocouple, the flow signal of the flow meter, the pressure signal of the pressure transmitter etc. Data processed by high-performance microprocessors, on the one hand the high-resolution liquid crystal display screen is displayed in various forms on the screen, on the other hand these monitoring data signals stored in the interior of the large-capacity memory chip meter, for Data and graphical query, flip and print directly on the meter.

FEATURES

- 1、 Monochrome LCD display, 320*200 resolution
- 2、 4 channel signal input, mA , V , mV , TC , RTD , etc.
- 3、 High-precision signal input $\pm 0.2\%$ FS
- 4、 Channel high and low limit alarm, 4 relay contact output
- 5、 180 days of data recording (1 minute interval) , 10 years of data is not lost
- 6、 Varieties of data representations, digital display, bar graph, curve
- 7、 Support channel accumulation, and support class, daily, monthly and annual reports.
- 8、 1 channel 4-20mA current output
- 9、 Standard RS232C/RS485 communication interface, standard Modbus-RTU protocol
- 10、 USB interface, support instrument data export
- 11、 With configuration file backup and export function
- 12、 Can be connected to a micro printer, real-time / timing print data, curve

DISPLAY



PARAMETERS

Performance parameters

Model	GPR200
Screen size	320*200
Channels	1 to 4 channels are optional
Accuracy	±0.2%F.S.
Input signal	Current, voltage, thermal resistance, thermocouple, frequency, etc.
Output	1 channel 24V output (standard) 1 channel 4-20mA (optional) 1 to 4 relay alarm output (optional)
Communication	RS232C or RS485(Modbus-RTU)
Relay alarm	250VAC/3A(normally open contact)
Recording interval	1 second / minute, 2 seconds / minute, 5 seconds / minute, 10 seconds / minute, 30 seconds / minute can be set
Data storage	3 days to 10 years (the specific time is determined by the recording interval and the number of channels)
Dimensions(mm)	160*80
Opening size(mm)	152*76
Language selection	Chinese and English switching
Power supply	100-240VAC or 24VDC±10%
Storage environment	Ambient temperature: -10~60℃ Ambient humidity: 0~95%RH (no condensation)
Additional features	External micro printer

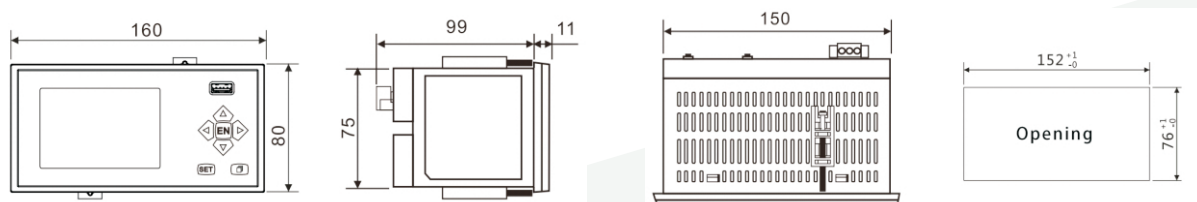
Input signal

Input method	Input type	Measuring range
Current	4~20mA	4.00~20.00mA
	20mA	0.00~20.00mA
Voltage	1~5V	1.000~5.000V
	5V	-5.000~5.000V
	10V	-10.00~10.00V
	20mV	0.000~20.000mV
	100mV	0.00~100.00mV
Resistance	400Ω	0.0~400.0Ω
Thermal resistance	Pt100	-200.0~650.0℃
	Cu50	-50.0~150.0℃
	BA1	-200.0~650.0℃
	BA2	-200.0~650.0℃
Thermocouple	S	-50.0~1768.0℃
	R	-50.0~1768.0℃
	B	0~1820℃
	K	-200.0~1372.0℃
	N	-200.0~1300.0℃
	E	-200.0~1000.0℃
	J	-210.0~1200.0℃
	T	-200.0~385.0℃
	WRE5-26	0~2310℃
	WRE3-25	0~2310℃
	F1	700~2000℃
	F2	700~2000℃
Ordinary vacuum Segmented vacuum	4~20mA	4.00~20.00mA
	1~5V	1.000~5.000V
	5V	-5.000~5.000V
	10V	-10.00~10.00V
Square root	4~20mA	4.00~20.00mA
	20mA	0.00~20.00mA
	1~5V	1.000~5.000V
	5V	-5.000~5.000V
	10V	-10.00~10.00V
Frequency	Fr	0~10000Hz
Analog	Sin	4.00~20.00
	Cos	4.00~20.00
	Square	4.00~20.00
	Triangle	4.00~20.00

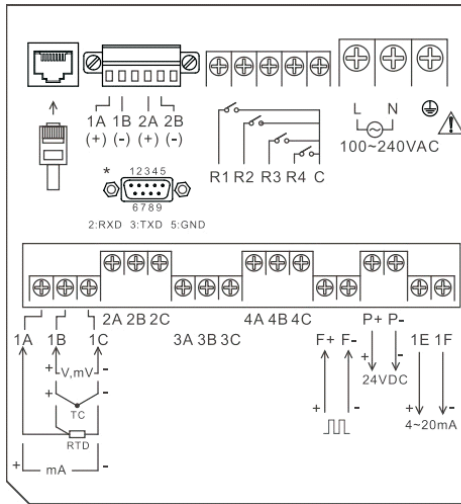
Note: Frequency signal uses a dedicated channel, 1 channel.

Installation and wiring

Installation size (mm)



Terminal wiring



Power terminal	Supply voltage
<p>24V supply</p>	24VDC±10%
<p>220V supply</p>	100VAC-240VAC

TYPE SELECTION

GPR200	<input type="checkbox"/>	<input type="checkbox"/>	<input type="checkbox"/>	<input type="checkbox"/>	<input type="checkbox"/>	Note
Channel	1					1 way input
	2					2 way input
	3					3 way input
	4					4 way input
Relay output	R0					None
	R1					1 way relay output
	R2					2 way relay output
	R3					3 way relay output
	R4					4 way relay output
Analog output	A0					None
	A1					1 way 4~20mA output
Communication	C0					None
	C2					RS232
	C4					RS485
	CP					Micro printer interface(with printer)
Power supply	A					220VAC
	D					24VDC

Eg: GPR2001-R0-A0-C0-A

Paperless recorder, 1 input, no relay output, no analog output, no communication interface, 220V power supply .